

Uniden Model PRO530XL AM CB Radio
Technical Support and Service

Should you find it desirable or necessary to service your PRO530XL, we suggest you contact the Uniden dealer where your purchase was made. Your dealer will be able to assist you with complete service information.

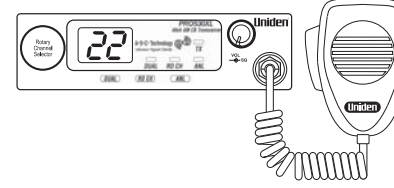
If you require service that is within the terms of your warranty you should present a copy of your receipt, to your dealer to authenticate your claim.

If you find it inconvenient to obtain service assistance from your dealer, please pack your radio in a suitable container that will provide adequate protection. Enclose a note describing the problem and copy of your receipt, and send to the radio transportation prepaid to:

Uniden Australia Pty Limited
 Customer Service Division
 345 Princess Highway
 Rockdale NSW 2216
 AUSTRALIA
 Fax (02) 9599-3278
 www.uniden.com.au

Uniden New Zealand Limited
 Customer Service Division
 150 Harris Road
 East Tamaki
 Auckland
 NEW ZEALAND
 Fax (09) 274-4253
 www.uniden.co.nz

Uniden®
OWNER'S MANUAL



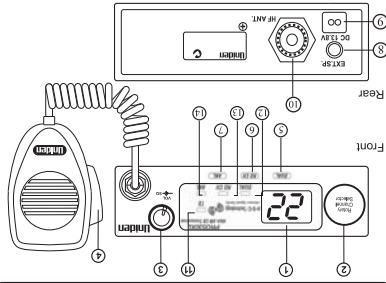
**Uniden Model PRO530XL
 AM CB Radio**

Uniden®
 ©2007 Uniden Australia Pty Limited / Uniden New Zealand Limited
 Printed in China
 UTZZ0137ZZA(0)

10
 3
 2

Controls and Connectors

| Page | Item | Ref. Item |
|------|---------------------------|-----------|
| 6 | Automatic Noise Limiter | 7 |
| 7 | Road Channel | 8 |
| 7 | Dual Waitch | 9 |
| 6 | Push to Talk (PTT) Switch | 10 |
| 2 | On/Off Volume & Squelch | 11 |
| 2 | Antenna Connection | 12 |
| - | Extension Speaker Jack | 13 |
| - | Rotary Channel Selector | 14 |
| - | Channel Indicator (LED) | 15 |



Controls / Connectors / Indicators
 Uniden Model PRO530XL AM CB Radio

We are certain that you will enjoy your PRO530XL. Please read the operating manual carefully to ensure you gain the optimum performance of the unit.

Features

- 40 AM CB Radio Channels
- Channel Selector
- Controls and Connectors
- Included in your PRO530XL
- Optional Accessories
- Dual "Touch Road Channel" Recall
- Automatic Noise Limiter
- TX Power Max. 4W
- TX Power Max. 4W (Automatic Noise Limiter)
- TX, DUAL, RD CH (ROAD CHANNEL), ANL Mode LED
- TX, DUAL, RD CH (ROAD CHANNEL), ANL Mode LED
- External Speaker Jack
- Antenna - (28.95MHz-27.405MHz)
- New Zealand - (28.350MHz-26.77MHz)
- Channel 15 (New Zealand Model)
- Channel 08 (Australian Model)

Preventative Maintenance: The following system checks should be made every six to twelve months:

- Check the standing Wave Ratio (SWR).
- Inspect the tightness of all electrical connections.
- Inspect the antenna coaxial cable for wear or breaks on the shielding.
- Inspect the tightness of all screws and other mounting hardware.

Troubleshooting: Should the unit malfunction or perform poorly, follow these procedures:

- If the transmitter is completely inoperative...
 - Check the power cord and fuse.
 - Check the VOLUME control setting. Be sure the SQUELCH is adjusted properly. Possibly the radio is over-squelched.
- If there is trouble with transmitting...
 - Check that the transmission line (coaxial cable) is securely connected to the ANTENNA connector.
 - Check that all antenna is fully extended for proper operation.
 - Check that the antenna is secure and free of corrosion.

Introduction
 Uniden Model PRO530XL AM CB Radio

Introduction.....2

Features.....2

Preventative Maintenance.....2

Troubleshooting.....2

Controls and Connectors.....3

Included in your PRO530XL.....3

Optional Accessories.....4

Setting the Squelch.....5

Selecting a Channel.....6

Transmitting.....6

ANL (Automatic Noise Limiter).....6

Road Channel.....7

Dual Waitch.....7

Frequency Lists.....8

Warranty.....8

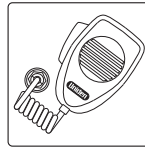
Technical Support and Service.....10

Contents
 Uniden Model PRO530XL AM CB Radio

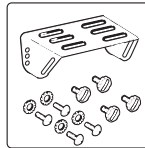
Uniden Model PRO530XL AM CB Radio
Included in your PRO530XL



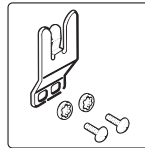
PRO530XL Owners Manual



Microphone



Mounting Bracket, Knobs, Washer Stars and Screws



Microphone Hanger, Screws and Washers

OPTIONAL ACCESSORIES



DIN Mounting Kit (DMK8990)



External Speaker (MS100)

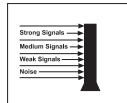
4

Uniden Model PRO530XL AM CB Radio
Operation

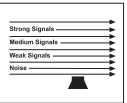
Setting the Squelch

Turn the Unit ON by rotating the volume control clockwise. Turn the outer ring of the control to adjust the Squelch.

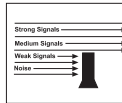
NOTE You must select a channel which is not in use before setting the SQUELCH control. (see p.6)



Think of the squelch as a gate. If you turn Squelch fully counterclockwise it lowers the 'Squelch Gate' so high that no signals get through.



If you turn Squelch fully counterclockwise it lowers the 'Squelch Gate' to the extent that all signals get through - weak, medium, strong signals and noise.



To get the 'Squelch Gate' to the desired level, turn the squelch knob counter-clockwise until you hear noise. Then carefully turn the Squelch knob clockwise until the noise fades. Now only strong signals get through.

5

Uniden Model PRO530XL AM CB Radio
Operation

Selecting a Channel
Turn the Rotary Channel Selector to select the desired channel.



Transmitting

Select the desired channel. Press the microphone's PTT button and speak normally into the microphone. Hold it approx. 7cm from your mouth. Release the PTT button to end the transmission and listen for a reply.



ANL Automatic Noise Limiter

ANL will reduce harsh background noise caused by some interference. Momentarily press **[ANL]** the ANL LED lights.



NOTE The PRO530XL will only operate on the frequencies of the country of original purchase. The frequencies cannot be changed from one country to another. It is illegal to operate a PRO530XL set on Australian frequencies in New Zealand or a PRO530XL set on New Zealand frequencies in Australia.

6

Uniden Model PRO530XL AM CB Radio
Operation

[RD CH] Road Channel
Momentarily press the **[RD CH]** at any time to select channel 08 (Australian model) or channel 15 (New Zealand model).



[DUAL] Dual Watch
Turn the Rotary Channel Selector to the desired channel. Momentarily press **[DUAL]** the PRO530XL will now monitor the channel selected and every 2 seconds the Road Channel.



7

Uniden Model PRO530XL AM CB Radio
Frequency Lists

Australian & New Zealand AM CB Radio Frequency List

| CH NO. Australia | Frequency (MHz) | CH NO. New Zealand | Frequency (MHz) |
|------------------|-----------------|--------------------|-----------------|
| 01 | 26.965 | 01 | 26.330 |
| 02 | 26.975 | 02 | 26.340 |
| 03 | 26.985 | 03 | 26.350 |
| 04 | 27.005 | 04 | 26.370 |
| 05 | 27.015 | 05 | 26.380 |
| 06 | 27.025 | 06 | 26.390 |
| 07 | 27.035 | 07 | 26.400 |
| 08 | 27.055 | 08 | 26.420 |
| 09 | 27.065 | 09 | 26.430 |
| 10 | 27.075 | 10 | 26.440 |
| 11 | 27.085 | 11 | 26.450 |
| 12 | 27.105 | 12 | 26.470 |
| 13 | 27.115 | 13 | 26.480 |
| 14 | 27.125 | 14 | 26.490 |
| 15 | 27.135 | 15 | 26.500 |
| 16 | 27.155 | 16 | 26.520 |
| 17 | 27.165 | 17 | 26.530 |
| 18 | 27.175 | 18 | 26.540 |
| 19 | 27.185 | 19 | 26.550 |
| 20 | 27.205 | 20 | 26.570 |
| 21 | 27.215 | 21 | 26.580 |
| 22 | 27.225 | 22 | 26.590 |
| 23 | 27.255 | 23 | 26.620 |
| 24 | 27.235 | 24 | 26.600 |
| 25 | 27.245 | 25 | 26.610 |
| 26 | 27.265 | 26 | 26.630 |
| 27 | 27.275 | 27 | 26.640 |
| 28 | 27.285 | 28 | 26.650 |
| 29 | 27.295 | 29 | 26.660 |
| 30 | 27.305 | 30 | 26.670 |
| 31 | 27.315 | 31 | 26.680 |
| 32 | 27.325 | 32 | 26.690 |
| 33 | 27.335 | 33 | 26.700 |
| 34 | 27.345 | 34 | 26.710 |
| 35 | 27.355 | 35 | 26.720 |
| 36 | 27.365 | 36 | 26.730 |
| 37 | 27.375 | 37 | 26.740 |
| 38 | 27.385 | 38 | 26.750 |
| 39 | 27.395 | 39 | 26.760 |
| 40 | 27.405 | 40 | 26.770 |

NOTE The PRO530XL will only operate on the frequencies of the country of original purchase. The frequencies cannot be changed from one country to another. It is illegal to operate a PRO530XL set on Australian frequencies in New Zealand or a PRO530XL set on New Zealand frequencies in Australia.
* Road Channel for Australia/New Zealand Model is shown in BOLD in the table. Modulation: AM, Transmit Power (each channel): 4W

8

Uniden Model PRO530XL AM CB Radio
Warranty

TWO YEAR LIMITED WARRANTY
UNIDEN PRO530XL AM CB TRANSCIVER RADIO

IMPORTANT: Evidence of the original purchase is required for warranty service.
WARRANTOR: Uniden Australia Pty Ltd. ABN 58 001 865 498
Uniden New Zealand Limited

Warranty only available in original country of purchase.
ELEMENTS OF WARRANTY: Uniden warrants to the original retail owner for the duration of this warranty its PRO530XL (hereinafter referred to as the Product), to be free from defects in materials and craftsmanship with only the limitations or exclusions set out below.

WARRANTY DURATION: This warranty to the original retail owner only, shall terminate and be of no further effect ONE (1) year after the date of original retail sale. This warranty will be deemed invalid if the Product is:

- (A) Damaged or not maintained as reasonable and necessary,
 - (B) Modified, altered or used as part of any conversion kits, subassemblies, or any configurations not sold by Uniden,
 - (C) Improperly installed,
 - (D) Repaired by someone other than an authorized Uniden Repair Agent for a defect or malfunction covered by this warranty,
 - (E) Used in conjunction with any equipment or parts or as part of a system not manufactured by Uniden, or
 - (F) Where the Serial Number label of the product has been removed or damaged beyond recognition.
- Warranty only valid in the country of original retail/sale.

PARTS COVERED

This warranty covers for one (1) year, the Product and included accessories.

STATEMENT OF REMEDY: In the event that the Product does not conform to this warranty at any time while this warranty is in effect, the warrantor at its discretion, will repair the defect or replace the Product and return it to you without charge for parts or service. This warranty does not provide for reimbursement or payment of incidental or consequential damages. This EXPRESS WARRANTY is in addition to and does not in any way affect your rights under the TRADE PRACTICES ACT 1974 (Cth) (Australia) or the CONSUMER GUARANTEES ACT (New Zealand).

PROCEDURE FOR OBTAINING PERFORMANCE OF WARRANTY: In the event that the Product does not conform to this warranty, the Product should be shipped or delivered, freight prepaid, with evidence of original purchase (e.g. a copy of the sales docket) to the warrantor at:

UNIDEN AUSTRALIA PTY LIMITED
SERVICE DIVISION
345 Princes Highway,
Rockdale,
NSW 2216,
AUSTRALIA
Fax: (02) 9599 3278
www.uniden.com.au

UNIDEN NEW ZEALAND LIMITED
SERVICE DIVISION
150 Harris Road,
East Tamaki,
Auckland,
NEW ZEALAND
Fax: (09) 274 4253
www.uniden.co.nz

9